




















You can watch movies; listen to music albums or eAudiobooks and read eBooks or comics with hoopla and your Lincoln Library card! To browse and play hoopla content using your laptop or desktop computer, you must have an active connection to the internet. You can download and **play content without an internet connection only on the hoopla digital mobile app**. Movies can be watched on a TV with a Chromecast.

USE THE HOOPLA APP ON A MOBILE DEVICE AND WITH CHROMECAST




- Get the **hoopla app** from the [Apple App Store](#), [Google Play Store](#) or [Kindle App Store](#)
- Open the hoopla app.
- Tap “Sign Up”
- Choose Lincoln Library if it is in the list. If you do not see it in the list type “Lincoln Library” in the search box.
- Complete the sign up process by filling in all the fields (email, password, etc.).
- Tap “Sign Up” button to complete the sign up process.
- You can search for a specific author, artist or title by tapping the  icon
- To browse you must first decide on a format and select it from the bottom off the app screen (Video, Music or Books).
 - Within each format you can browse by genre by tapping on the [Genres](#) link in the top right corner. Then select a specific category to browse.
- To checkout an item, read a synopsis or reviews tap the cover of the item.
 - To check out the item tap the [Borrow](#) button.
- eBooks and Comics will automatically download onto your mobile device after you click borrow. To begin reading tap “Read” button.
- Movies, Music and eAudiobooks do not have to be downloaded to play it through the hoopla app, however if you do not download it you will be streaming using your data or will need to be connected to Wi-Fi.
 - Watch or listen to an item without downloading by tapping the [Play](#) button.
 - Download the item by tapping the [Download to your device](#) link or the  icon.
 - To delete a downloaded item from your device tap the [Return now](#) link on the item detail page.
- [My Hoopla](#) is where currently checked out items can be located and where your list of favorites can be found.
- Chromecast owners can watch hoopla movies on their TVs by tapping the  icon at the top of the app screen after checking out a movie.

NAVIGATE THE HOOPLA APP

 App menu – access “My Titles” and Favorites	 Mark as favorite	 <i>Aa</i>  Adjust font in eBooks & app settings
 Search for titles, authors or artists	 Bookmark a page	 Download item to mobile device
BROWSE ALL > Browse by format	 Table of contents	 Borrow Checkout items
 Share what you are watching, reading or listening to.	 Cast movies to TV with Chromecast	 Play Watch movies & listen to music & audiobooks
	 Download to title	 Read Read eBooks or Comics

USE THE HOOPLA WEBSITE ON A COMPUTER AND WITH CHROMECAST



- In your browser (IE, Chrome, Firefox, Safari, etc.) go to hoopladigital.com
- Click “Log In” button
- Click “Sign Up Now” button
 - Choose Lincoln Library if it is in the list. If you do not see it in the list click Choose a Library and type Lincoln Library in the search box.
- Complete the sign up process by filling in all the fields (email, password, etc.).
- Click the “Sign Up Now” button to complete the sign up process.
- You can search for a specific author, artist or title using the search bar at the top of the page
- To browse you must first decide on a format (book, audiobook, movie, music or comic).
 - Scroll down the homepage until you find the format you want and click on **BROWSE ALL >**
 - You can filter each format by Recommended, Featured, Popular, Genres and Collections buttons at top of the screen.
- To checkout an item, read a synopsis or reviews click on the cover of the item.
 - To check out the item click the “Borrow” button.
- Click either “Play” or “Read” to access your item.
 - Movies, Music, eAudiobooks, eBooks and Comics will all open in the browser.
- To open the eBook menu point your mouse at the top of the screen near the bookmark and the menu will drop down.
 - You can report an error, adjust font and other settings, search the eBook, view bookmarks and the table of contents
- “My Titles” are currently checked out items and where your list of favorites can be found.
- Chromecast owners can watch hoopla movies on their TVs by doing the following:
 - Open the Chrome browser(download it at <https://www.google.com/chrome/browser/desktop/>)
 - Install the “Google Cast” add-on into Chrome browser - <https://goo.gl/lbU6QP>
 - Log into hoopladigital.com and either check out a movie or go to “My Titles” to view already checked out items.
 - Click on the movie you want to cast to your TV.
 - Click the  icon at the top right of the Chrome browser and then choose your Chromecast name.
 - Click the “Play” button on the hoopla site for the movie.

Each library card is limited to 5 hoopla checkouts per month.

Movie and TV 72 hours (3 days) | Music albums 7 days | Comics, eBooks and eAudiobooks 21 days

