




Hoopla has it all! Enjoy movies, TV, comics, audiobooks, eBooks, and music wherever you are with no hold queues. Your library card is all you need to get started. Each library card has a limited number of checkouts per month.

Checkout periods are: movies and TV 3 days | music 7 days | comics, eBooks and audiobooks 21 days

## MOBILE DEVICES

-  Get the **hoopla app** from the Apple App Store, Google Play Store or Kindle App Store and open the app on your device
- Tap **Sign Up**
- Enter your email address and a password and hit **Next**
- Choose **Lincoln Library (IL)** if it is in the list. If you do not see it in the list type “Lincoln Library” in the search box. Then hit **Agree**
- Enter your library card number and click **Next**. Click **Continue** on the confirmation page to get started in the app
- Search for a specific author, artist or title by tapping the magnifying glass icon
- Browse by choosing a format at the bottom of the app screen (Video, Music or Books)
  - Then choose a more specific category at the top of the app screen (Movies/TV)
  - Within each format, browse by genre by tapping on the **Genres** link in the top right corner. Then select a specific category to browse.
- Tap on a cover to read a synopsis, add to your favorites, or check out.
- To check out, tap the blue **Borrow** button.
  - eBooks and comics will automatically download onto your mobile device after you click borrow. To begin reading, tap the **Read** button
  - Movies, music and audiobooks do not have to be downloaded to play through the hoopla app. Watch or listen without downloading by tapping **Play**. Choose **Tap here to download** to download to your device. *Note: if you do not download, you will be streaming using your data or you will need to be connected to WiFi to access your title.*
  - To delete a downloaded item from your device, tap the **Return now** link on the item detail page.

## NAVIGATE THE HOOPLA APP



Access borrowed items, history, and favorites



Mark as favorite



Bookmark a page



Search for titles, authors or artists



Table of contents



Share what you are watching, reading or listening to.



Cast movies to TV with Chromecast



Download



Aa



Adjust font in eBooks & app settings

Download

Download item to mobile device

Borrow

Check out items

Play

Watch movies & listen to music & audiobooks



Read

Read eBooks or Comics

## COMPUTERS

- Go to [www.hoopladigital.com](http://www.hoopladigital.com) and click **Get Started Today**
- Enter your email address and a password and click **Agree**
- Choose **Lincoln Library (IL)** if it is in the list. If you do not see it in the list, type Lincoln Library in the search box. Hit **Next**
- Enter your library card number and click **Sign Me Up**
- Search for a specific author, artist or title using the search bar at the top of the page
- Browse by selecting a format from the **Browse** dropdown next to the search bar
  - Within a format, click Recommended, Featured or Popular to see titles in each category. Or choose Categories to browse by genre
- Tap on a cover to read a synopsis, add to your favorites, or check out
- To check out, click the blue **Borrow** button
  - Click either **Play** (movies, TV, music, and audiobooks) or **Read** (eBooks and comics) to access your item, and it will open in your internet browser
  - *Note: titles cannot be downloaded to a computer, so you must be connected to the internet while using your hoopla content. Downloading is only available in the mobile app.*
- To open the eBook menu point your mouse at the top of the screen near the bookmark and the menu will drop down.

## TVs

- **Android TV, Apple TV, Fire TV and Roku**
  - Find and install the **hoopla** app from the Play Store (Android TV), App Store (Apple TV), or Amazon app store (Fire TV). For Roku, find the app under **Streaming Channels** then **Search Channels**
  - The app opens on the welcome screen. Click to open the next page and a 4-digit code will display
  - On your computer or other mobile device, go to [www.hoopladigital.com/link](http://www.hoopladigital.com/link) and enter the 4-digit code. After you enter the code, your TV will sync to your existing hoopla account and you can browse and borrow movie and TV titles
- **Chromecast**
  - Make sure the mobile device you are using is on the same WiFi network as your Chromecast
    - *Note: only Android devices can cast to Chromecast*
  - Open the hoopla app on your device and go to **My Hoopla** to select the video you want to cast to your TV
  - Tap the cast icon  at the top right and then tap the device you want to cast to
  - Click the **Play** button on the video in the hoopla app
- **Cast from iOS to Apple TV**
  - Log your Apple TV and your iOS device into the same WiFi network
  - Open the hoopla app on your device and go to **My Hoopla** to select the video you want to cast to your TV
  - Swipe up from the bottom of your device to open **Control Center**
  - Tap the AirPlay icon  and then select your Apple TV
  - If an AirPlay passcode appears on your TV screen, enter the passcode on your iOS device.

